

# Kidz Corner

Welcome to Kidz Corner! We encourage you to use these resources to involve your children with worship today.

## Here are some things that you can do with children of all ages:

Our Story for today is from Luke 19:28-40 help your child find the verse in the Bible and read it with them.

Have your child watch a Bible story based on the **FIRST Palm Sunday** at this link ... [A parade for a King](#)

Listen and sing along to [Oil In My Lamp - Hosanna](#)

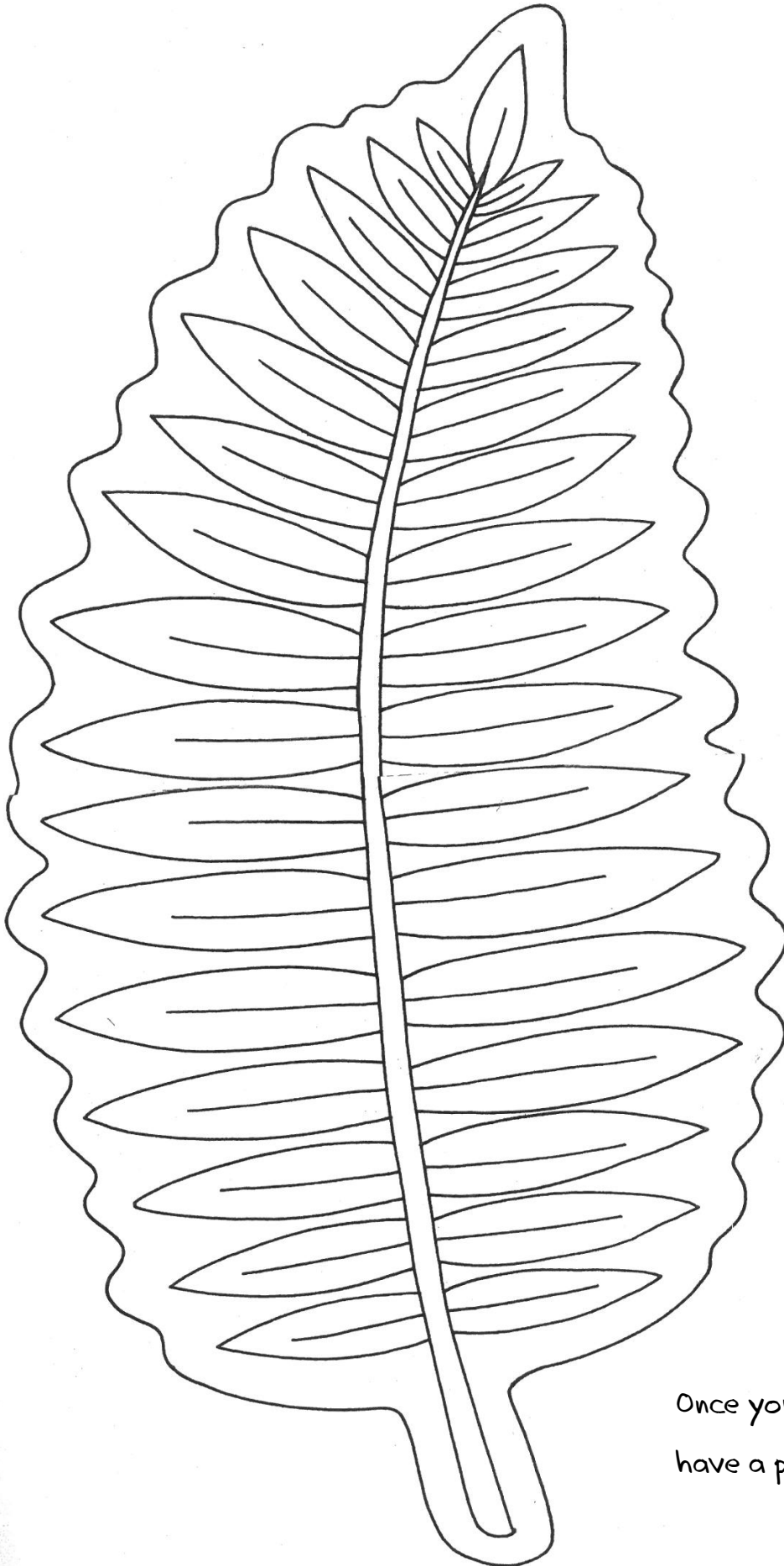
- The Bible verse that you can help your child learn is, "**Blessed is the King who comes in the name of the Lord.**" Luke 19:38
- During the week, you can look to the Weekly Resources being provided on our website: [trinitywaconia.org](http://trinitywaconia.org). Each day has an idea of how to share that day's scripture with your children.
- Share pictures of your family in worship on Trinity's Facebook page, be sure your child sees pictures that their friends have posted.

## Other ways you can keep your child engaged with scripture are to:

- Continue to ask your children for their prayer requests. Pray with them, assuring them that they are loved. Ask them how God is helping them today.
- As a family talk about what it means to praise Jesus. What are things your family praises Him for? What are the different ways your family shows praise to Jesus?
- Create a Praise Shaker using a paper plate. Have each child decorate a plate. Fold it in half, and tape or staple the plate together leaving enough room for children to insert macaroni or dried beans. Turn on the above song, or another praise song and let the children shake their praises to the Lord.
- The next page has a picture of a Palm Branch, take time to help them color and cut out the palm branch. Take a picture/video of your child with their palm branch and/or shaker and either post it – remember to tag us, or send it to us. More information is in Touchpoint, March 31.
- That first Palm Sunday children sang **Hosanna** to Jesus as he rode into Jerusalem. Hosanna means something like our expression, "Praise the Lord!" Jesus knew everyone was glad when they sang Hosanna to Him. The Bible tells us to sing praises to the Lord. When we sing praises to the Lord, it means that we thank Him for all the good things He has done for us.

**Pray** this with your children today :Father, Thank you for sending Jesus to be our King. May we always sing **Hosanna**. AMEN!






Once your Palm is colored and cut,  
have a parade and sing Hosanna!

**People welcome Jesus to Jerusalem.**

Matthew 21:1-11; Mark 11:1-11; Luke 19:28-44



# Kidz Corner

Welcome to Kidz Corner! We encourage you to use these resources to involve your children with worship today.

## Here are some things that you can do with children of all ages:

Our Story for today is from John 13, help your child find the story in the Bible and read it with them.

Have your child watch a Bible story that highlights when Jesus washed his disciples feet ... [Jesus washes his Disciples Feet](#)

## Listen and sing along to [Give it Away](#)

The Bible verse that you can help your child learn is John 13:34. *"I give you a new command: Love one another. Just as I have loved you, you are also to love one another."*

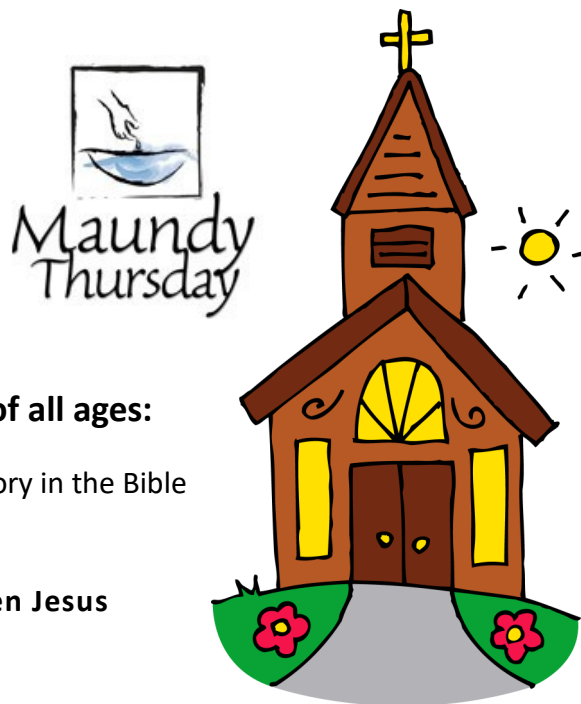
**Maundy Thursday** is the Thursday before Easter when we celebrate the Last Supper of Jesus with his disciples. Maundy is from the Latin word "man datum", which means a commandment. At the Last Supper Jesus commanded *"And now I give you a new commandment: love one another. As I have loved you, so you must love one another."* John 13:34. Jesus told this to His disciples after He had washed their feet and before He went to the Garden of Gethsemane to pray.

## Other ways you can keep your child engaged with scripture are to:

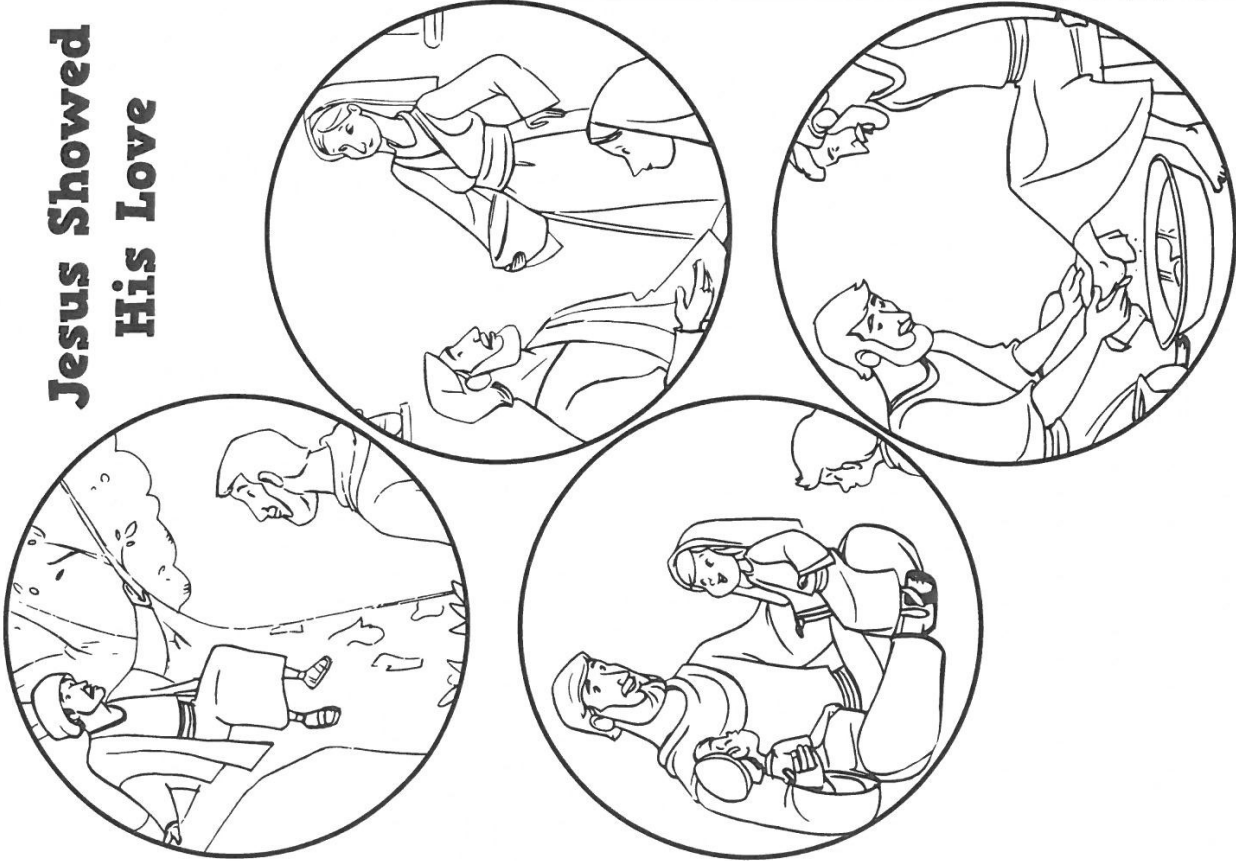
- Take turn washing each other's feet. This is a humbling experience, and symbolic of serving others. Discuss how you felt? Then make a list of ways you can serve others in your neighborhood or community.
- Trace your foot onto a piece of paper. On it write the name of people that you are going to serve in love and how you are going to serve them.
- Finish drawing and color the picture of Jesus eating the Last Supper.
- Finish drawing and color the picture of Jesus praying in the Garden of Gethsemane.

Continue to ask your children for their prayer requests. Even young children know that something is going on even if they don't understand the details. By leading your children in prayer they will learn to look to God and see His hand in their life. They will value it because you do.

**Prayer:** Father, thank you for giving us Jesus to show us how to serve. Help us have eyes to see the needs around us and to respond to those needs with joy, love and hope. Thank you so much for your love and care over us. Amen!



# Jesus Showed His Love



# I Can Show His Love

## Jesus Showed His Love/I Can Show His Love

**Instructions:** Assist children in tracing around their hand on the right side of the picture. Children color their hand prints and the Bible story picture.



**Jesus** ate the Passover meal with His friends, the disciples.  
Draw some of the disciples next to Jesus.



# Kidz Corner

good friday



Welcome to Kidz Corner! We encourage you to use these to involve your children with worship today.

## Here are some things that you can do with children of all ages:

Our Story for today is from John 19, help your child find the story in the Bible and read it with them.

Have your child watch a the story of Good Friday and Easter at this link: [Good Friday and Easter](#)

Listen and sing along to [God Loves Us So](#)

The Bible verse that you can help your child learn is John 3:16 ***"For God so loved the world that he gave his one and only Son, that whoever believes in him shall not perish but have eternal life."***

- During the week, you can look to the Weekly Resources being provided on our website: [trinitywaconia.org](http://trinitywaconia.org). Each day has an idea of how to share that day's scripture with your children.
- Share pictures of your family in worship on Trinity's Facebook page, be sure your child sees pictures that their friends have posted.

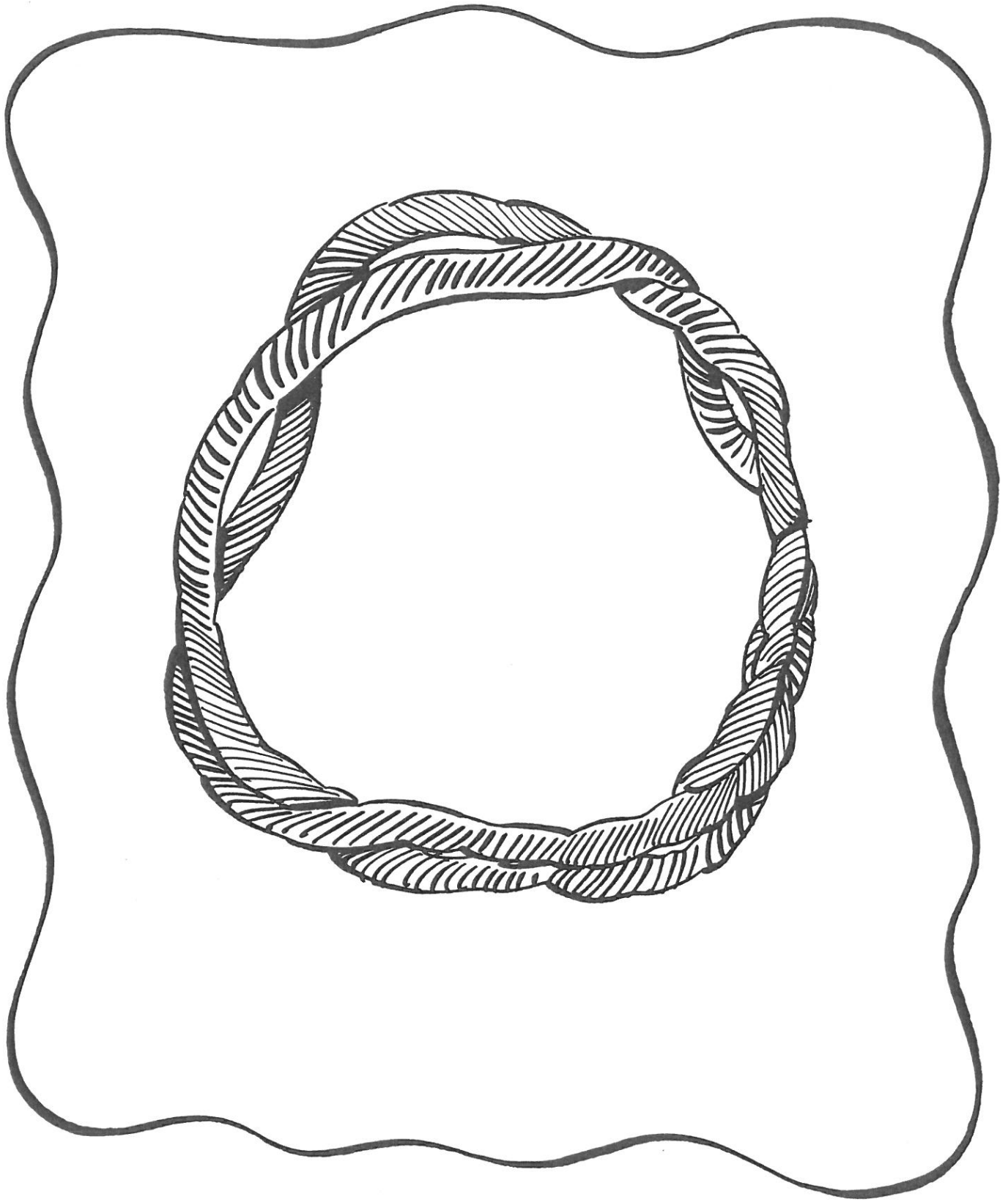
**GOOD Friday?** Why would we call the day good, when it was the day Jesus died. Everything seems to be hopeless and very sad at the end of this day, but the story does not end here. Do you know why Jesus left his home in heaven and came to earth to die on the cross? He did it because He loves you so very much! He died to make a way for us to be forgiven and live with Him forever in heaven. That truly makes it a **VERY GOOD FRIDAY**.

## Other ways you can keep your child engaged with the Good Friday Story:

- Use the following link to color a picture of Good Friday.
- Finish drawing and color the picture of the crown of thorns.
- Finish drawing and color the picture of the cross.


Ask your children their prayer requests. Even young children know something is going on even if they don't understand the details. By leading your children in prayer they will learn to look to God, and see His hand in their life. They will value it, because you do.

**Good Friday Prayer:** Dear Father, thank you for your free gift of eternal life given to us through Jesus' death and resurrection. Please help us to be thankful for that gift and to live our life for you. Help us to be truly sorry and repent of our sins. Let our worship be our gifts of thanks back to you. AMEN!



**The** soldiers made fun of Jesus.  
They placed a crown of thorns on His head.  
Draw some prickly, sticky thorns on this crown of thorns.





**JESUS** was crucified on a cross between two  
criminals. Draw the Cross for **JESUS** in the middle.

# Jesus dies on the cross.

Matthew 27:32-56; Mark 15:21-41;  
Luke 23:26-49; John 19:17-37

